

# WalkOn<sup>®</sup> Family of AFOs

Product Information



Quality for life

# Lightweight, Low-Profile, Durable Stabilization

WalkOn® Ankle Foot Orthoses are fabricated from advanced prepreg carbon composite material and help users with dorsiflexion weakness walk more naturally. WalkOn AFOs are lightweight, low profile, and extremely tough. And their dynamic design provides a more physiological and symmetrical gait, offering fluid rollover and excellent energy return.

## Advantages for you – and your patient

- **Durable** – Preimpregnated, carbon fiber materials make the WalkOn AFOs tough, lightweight, and low profile.
- **Fast and easy to fit** – The footplate is trimmable and can be shaped with scissors, often requiring only one office visit. Open heel design helps to ensure good fit of heel cup. Fits comfortably inside almost any shoe.
- **Smooth rollover** – Provides heel compression at initial contact and dynamic movement from midstance to terminal stance for preservation of momentum and easy rollover.
- **Go anywhere** – May be used during many activities, including sitting, kneeling, going up and down stairs, walking, skiing, etc.
- **Comfortable** – Cuff made from Outlast® Clima temperature-regulating material for all-day comfort. Calf band is reinforced with an ultra-high strength, flexible polyurethane fiber for durability. As light as 6 ounces.
- **Easy to don and doff** – Asymmetrical design makes for easy, intuitive application.

## Indications

Ideal for patients with a variety of conditions and levels of paresis or paralysis, including those with weak dorsiflexion, slight knee extension impairment, post-stroke, traumatic brain injury, MS, neuromuscular atrophy, peroneal paralysis, Charcot-Marie-Tooth disease, and partial foot amputation. WalkOn AFOs are appropriate for almost any patient weight.



### Easy to fit orthoses

WalkOn® family AFOs are especially lightweight and comfortable to wear thanks to their anatomical design. The soles can usually be trimmed to size using normal scissors for an optimal fit.



### Supination correction strap

A supination correction strap (28Z10) can also be used.

# WalkOn® Reaction

## Art. No. 28U24

The WalkOn Reaction takes advantage of an anterior tibia shell and longer, robust strut, which utilizes ground reaction forces to help extend the user's knee.

Ideal for patients who require support for moderate to severe foot drop, and who may have a slight knee extension impairment.

### Indications

The WalkOn Reaction is suitable for indoor and outdoor use by patients with the following indications/situations:

- Moderate to severe dorsiflexor weakness with mild to moderate spasticity
- Slight impairment of the plantar flexion muscles
- Patients who need knee support from mid-stance through terminal stance
- Partial foot amputation

**Note:** The long support element provides a base of support that can effectively help control frontal plane angular deviations of the knee, while the anterior shell helps it to effectively utilize ground reaction forces to extend the knee.

# WalkOn® Reaction<sup>plus</sup>

## Art. No. 28U25

The WalkOn Reaction<sup>plus</sup> is a stiffer version of the Reaction.

The stiffer forefoot and Dyneema-reinforced strut make Reaction<sup>plus</sup> ideal for patients who want to achieve a higher level of activity and require additional knee stability.

### Indications

The WalkOn Reaction<sup>plus</sup> is suitable for indoor and outdoor use by patients who require support for moderate to severe foot drop and who may have slight to moderate knee extension impairment.



WalkOn Reaction

### WalkOn FitKits

Select the correct WalkOn and function for your patients or referral source patients. Each Kit includes a bag, L/R medium, L/R large, and calf pads.

- WalkOn Flex 28T2
- WalkOn 28T1N
- WalkOn Reaction 28T3=US
- WalkOn Reaction<sup>plus</sup> 28T4=US

Contact your Ottobock Sales Representative for more information.

# WalkOn® & WalkOn® Trimable

## Art. No. 28U11 28U23


The WalkOn and WalkOn Trimable lift the toe and also stabilize the ankle and knee joints.

Ideal for patients who require support for moderate foot drop. The WalkOn and WalkOn Trimmable deliver superb stability in a low-profile package.

### Indications

The WalkOn and WalkOn Trimable are suitable for indoor and outdoor use for patients with the following indications/situations:

- Moderate dorsiflexor weakness with mild to moderate spasticity
- No impairment or only mild impairment of motor control of the knee



# WalkOn® Flex

## Art. No. 28U22

The WalkOn Flex lifts the toe and facilitates a relatively high level of mobility.

Ideal for patients who require only mild to moderate support for foot drop. The posterior spiral strut provides comfort and flexibility.

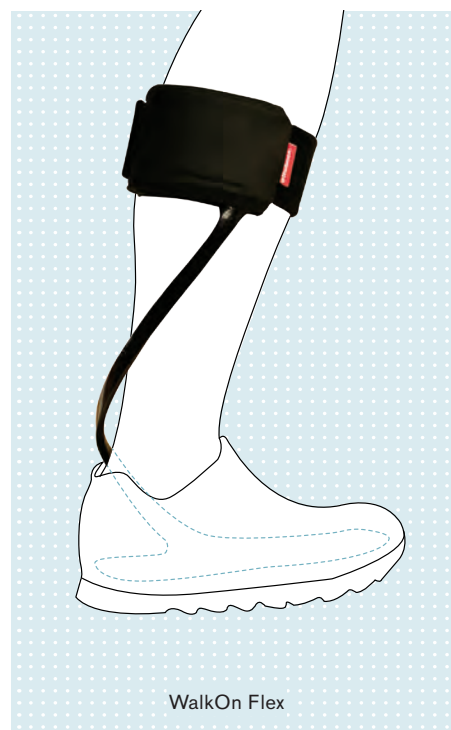
### Indications

The WalkOn Flex is suitable for indoor and outdoor use for patients with the following indications/situations:

- Mild to moderate dorsiflexor weakness with mild spasticity
- No impairment of motor control of the knee and a stable ankle joint

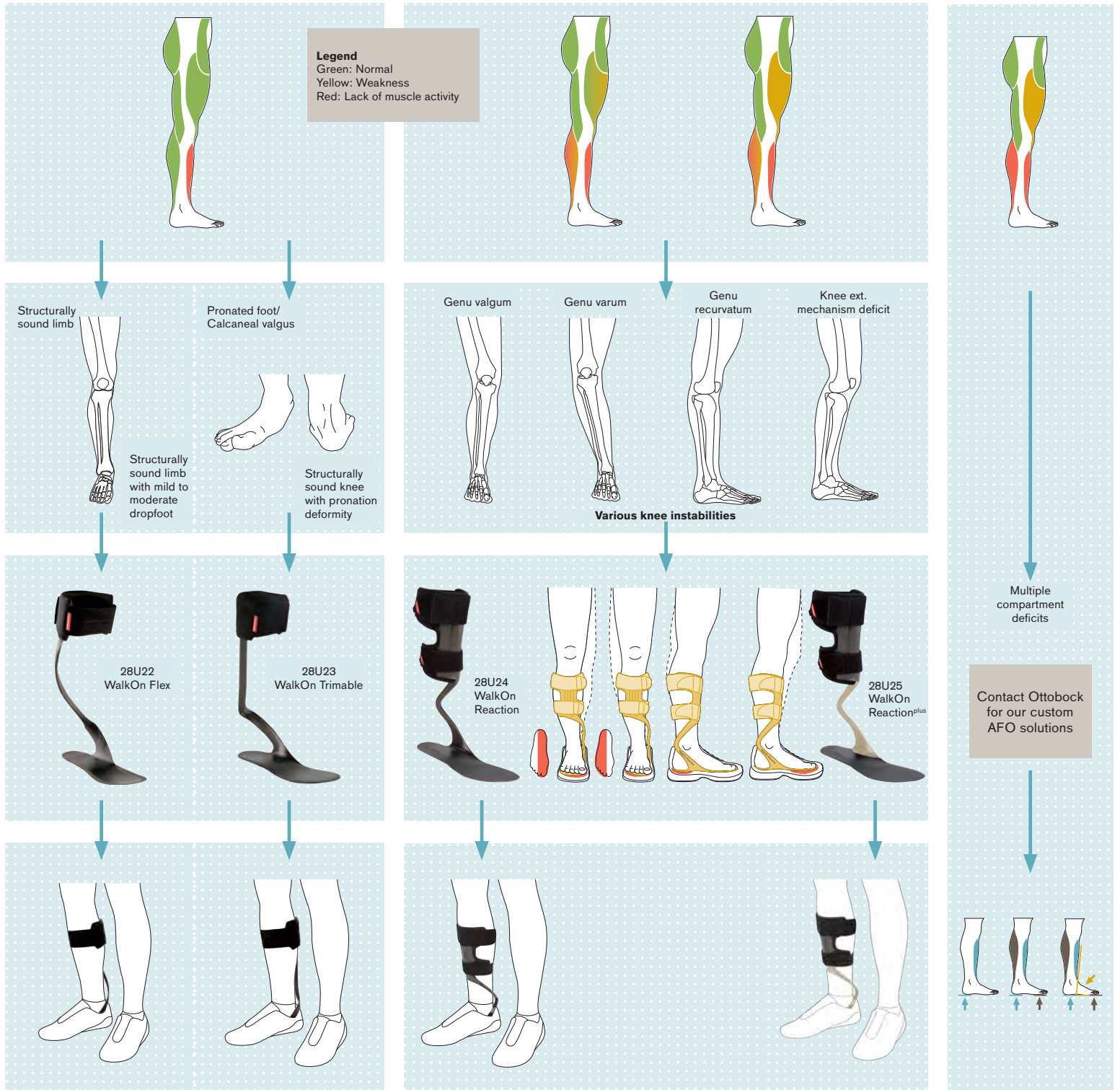
It is highly recommended for situations where dorsiflexion capacity decreases after sustained activity (muscle fatigue).

The spiral design allows a certain degree of movement in pronation and supination as well as natural movement at heel strike.





# WalkOn Family Selection Guide



**Ottobock US**  
 P 800 328 4058  
 F 800 655 4963  
[www.ottobockus.com](http://www.ottobockus.com)

**Ottobock Canada**  
 P 800 665 3327  
 F 800 463 3659  
[www.ottobock.ca](http://www.ottobock.ca)

# Technical Information

WalkOn | [Art. No. 28U11](#)

WalkOn Flex | [Art. No. 28U22](#)

WalkOn Trimable | [Art. No. 28U23](#)

WalkOn Reaction | [Art. No. 28U24](#)

WalkOn Reaction<sup>plus</sup> | [Art. No. 28U25](#)

## How To Order

Article No.	Side	Size	US Shoe Size		Height
			Mens	Womens	
28U11/28U22/28U23/28U24/28U25 = L36-39	L	Small	5 – 6	6 – 8½	13.8" (35 cm)
28U11/28U22/28U23/28U24/28U25 = R36-39	R	Small	5 – 6	6 – 8½	13.8" (35 cm)
28U11/28U22/28U23/28U24/28U25 = L39-42	L	Medium	6 – 9	8½ – 10	14.2" (36 cm)
28U11/28U22/28U23/28U24/28U25 = R39-42	R	Medium	6 – 9	8½ – 10	14.2" (36 cm)
28U11/28U22/28U23/28U24/28U25 = L42-45	L	Large	9 – 12	10 – 13	14.8" (37.5 cm)
28U11/28U22/28U23/28U24/28U25 = R42-45	R	Large	9 – 12	10 – 13	14.8" (37.5 cm)
28U11/28U22/28U23/28U24/28U25 = L45-48	L	X-Large	12 – 15		15.4" (39 cm)
28U11/28U22/28U23/28U24/28U25 = R45-48	R	X-Large	12 – 15		15.4" (39 cm)

WalkOn Reaction spare parts	Article No.
Anterior pad with straps and Y-closures	29U24=*
Y-Closure LARGE	29U25=1
Y-Closure SMALL	29U25=2
Tibia pads	29U23
Heel/toe pad to influence knee joint	29U22
Supination correction strap (useable for the complete WalkOn Range)	28Z10

WalkOn and WalkOn Trimable spare parts	Article No.
WalkOn Calf Band Right	623z39=R-N
WalkOn Calf Band Left	623z39=L-N

WalkOn spare parts	Article No.
WalkOn Flex Calf Band, left (L-XL)	29U5=L1
WalkOn Flex Calf Band, right (L-XL)	29U5=R1
WalkOn Flex Calf Band, left (S-M)	29U5=L2
WalkOn Flex Calf Band, right (S-M)	29U5=R2

To get your patients into a high-quality, WalkOn AFO, call your local Ottobock Sales Representative at 800 328 4058 (US) or 800 665 3327 (Canada).