

VALC10 | LUMBOSACRAL CORSET ORTHOSIS

Now available directly from Frontline Medical Services

Previously on VA Denver Logistics Center (DLC) Contract

FEATURES

- Breathable, hypo-allergenic Koolflex™ posterior panel
- Latex-free, elastic anterior panels
- Four removable pre-contoured rigid aluminum posterior stays
- Two reinforced circumferential straps
- Heavy-duty reinforced loops
- Anterior hook and loop Velcro closure
- Posterior height of 10 inches

INDICATIONS

- Lower back pain
- Muscle spasms
- Post-operative care
- Lumbar disc injury
- Facet Syndrome



BACK



(L0625)

FRONT

SIZING GUIDE

SIZE	WAIST CIRCUMFERENCE
XSMALL	20" - 24"
SMALL	24" - 30"
MEDIUM	30" - 36"
LARGE	36" - 42"
XLARGE	42" - 48"
2XLARGE	48" - 54"
3XLARGE	54" - 62"
CUSTOM	62"+ (Provide Measurements)

CONTRAINDICATIONS

DO NOT wear if you have circulatory problems or are susceptible to dermatitis. If rash, blisters, or skin irritations occur, consult your physician and discontinue use of the support.

(Rev 10/18/2018)

WASHING INSTRUCTIONS: Remove stays. Close all hook and loop closures. Hand wash in cold water with mild detergent. NO chlorine bleach. Lay flat and air dry. Do NOT put in dryer.

WARRANTY: Defects in manufacturing or materials used will be covered for a period of (90) days from date of purchase. Items covered by warranty will either be replaced or repaired by the distributor. Supports must be returned CLEAN & DRY. Neither the manufacturer nor distributor will be liable for any damages or injuries arising from defective materials, workmanship, or problems covered under the Indications and Contraindications.



Made in the USA by New Options Sports

ORDERS: fax 720-221-0677 | orders@frontlinemedicalmil.com | phone 866-681-0444



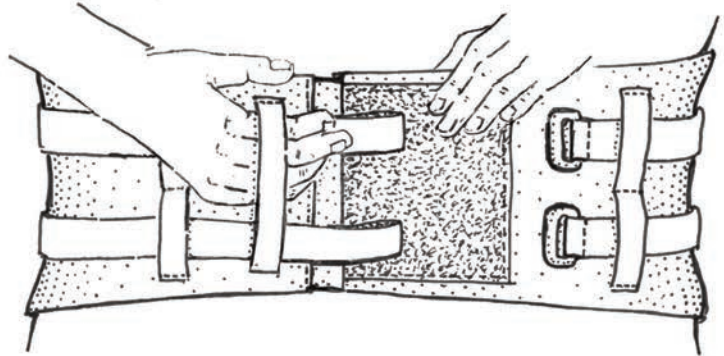
Frontline Medical Services
Toll Free: 866-681-0444
www.frontlinemedicalmil.com



Serve proud. Live well.™

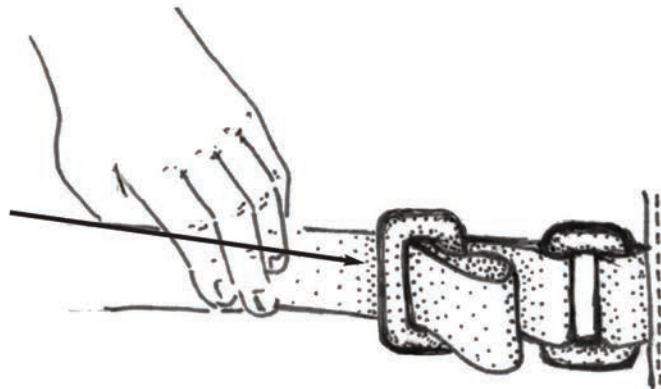
VALC10 FITTING INSTRUCTIONS

1. Center corset on lower back

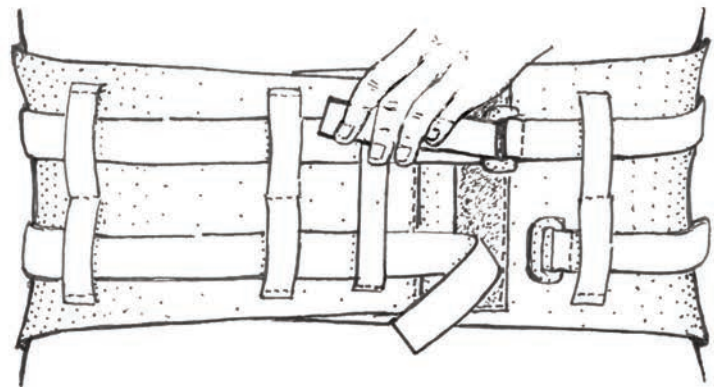


2. Wrap support around front of body and secure Velcro

3. To adjust front straps longer or shorter, pull the front strap through the suspender buckle located on the right side of the corset.



4. Thread straps through buckles and secure to desired comfort



5. Corset is now properly fit



New Options Sports



Made in the USA by New Options Sports

Frontline
MEDICAL SERVICES

Serve proud. Live well.™